



New Work and Holiday (subclass 462) visa pre-application (ballot) process

The Government is implementing a visa pre-application (ballot) process for the following high-demand Work and Holiday (subclass 462) countries:

- China
- India
- Vietnam.

This ballot process provides an equitable, streamlined and transparent way to randomly select applicants from partner countries where demand exceeds the number of places available in a program year. There is an AUD25 registration fee.

Commencement of new arrangements

On 1 October 2024, a new pre-application process for high demand Work and Holiday eligible partner countries commences for program year 2024-2025.

Registrations for the first Work and Holiday (subclass 462) visa ballots for China, Vietnam and India open on 1 October 2024.

We will hold an annual ballot process for each participating country each program year. There may be different registration and selection periods for each country participating in the ballots.

We establish Working Holiday Maker program arrangements, including annual grant caps, with each participating country through bilateral negotiations. The visa pre-application process for high demand partner countries will not affect these arrangements.

Ballot eligibility

To register for your country's ballot you must:

- Create an ImmiAccount (if not already done)
- Be between the ages of 18 and 30 (inclusive) when you register
- Hold a valid passport issued by an eligible ballot participating country
- Hold a valid national identity card issued by an eligible ballot participating country (PAN card for Indian passport holders)
- Have a valid email address
- Verify your email address (if not already done)
- Agree to the registration form's declarations
- Pay the registration fee (AUD25).

You can be in or outside Australia when you register, but if you are selected, you can only apply for a first Work and Holiday visa from outside Australia.

How to register

Eligible Chinese, Indian and Vietnamese passport holders can complete a 'Visa pre-application registration' form under 'New application' in ImmiAccount to register for a ballot:

1. Click on Registration -Work and Holiday Visa (462). The registration form will appear.
2. Select your eligible passport country to register.
3. Complete the form and pay the registration fee (AUD25) to submit your registration.

Draft registrations

ImmiAccount will allow you to save your registration form as a draft once you have entered the required details and press "save". After returning to the main ImmiAccount page, you can return to your draft registration form at any time.

Your registration status will appear as 'draft' in ImmiAccount.

You must ensure you pay the registration fee and submit your saved registration form before the registration period closes.

After you submit your registration and we receive your payment, your registration status will change from 'draft' to 'received'.

If you do not submit your saved registration form, you will not be part of the ballot selection process.

Ballot registration period

The 'registration period' is the period you have to submit a registration in a program year. You cannot register before or after this period.

You can only register once in each ballot process, while the registration period is open for your country ballot.

Once we have closed a ballot, you cannot submit a registration in that ballot.

Each program year will have a specific 'registration period' for each country ballot. We will publish this period on the department's website.

If we extend the registration period, we will publish the new registration closing date. See [Registration period](#).

After you register

After you verify your email address (if needed), review the registration form for any errors and then pay the registration fee to submit your registration.

After you submit your registration, it will be automatically added to the ballot for your respective country of passport.

We will send an acknowledgement letter to your email address to tell you that we received your registration.

Your registration status will appear as 'received' in ImmiAccount.

After you submit your registration, you can complete the following actions in ImmiAccount:

- View and edit your registration form.
- Update some of the details you provided on your registration form (if you made a mistake or if you renew your passport). You can only do this while the form has the status of 'received' (not 'selected' or "expired").
- Check the status of your registration (for example, 'received', or 'selected' if you are selected once selection commences).

If your registration is randomly selected

The selection of registrations is a random automated process. It is not based on any criteria.

If we randomly select your registration, we will immediately send you a 'Notification of selection' letter via email.

We will take notification to have happened the same day that we email you the 'Notification of selection' letter.

Your 'Notification of selection' letter will invite you to apply for a first Work and Holiday (subclass 462) visa online via ImmiAccount. It will also give you a timeframe to apply.

The 'Notification of selection' letter does not guarantee that you will be eligible to apply or be granted a visa.

You must meet all eligibility requirements to apply for and be granted a visa.

Selected participants can use the link in the 'Notification of Selection' letter to apply or navigate to the Work and Holiday (subclass 462) visa application form in ImmiAccount. If you use this link, some sections of your application form will be auto-populated.

Your registration status will appear as 'selected' in ImmiAccount.

For information on how to apply, see [How to apply for a first Work and Holiday visa](#).

If your registration is not selected

If you are not randomly selected, you will not be eligible to apply for a first Work and Holiday (subclass 462) visa this program year.

We will not notify you if we have not randomly selected your registration.

Do not make an enquiry to the department if you do not receive a notification of selection letter.

We will not respond to queries asking to be selected.

When registrations expire

If you submit a registration, your registration will remain in the selection pool until 30 April 2025, when all registrations for this program year expire.

Your registration will expire (or be removed from the ballot) when the first of the following happens:

- The selection period for the ballot ends.
- You are selected to apply (if selected).
- You withdraw your registration from the ballot.
- You turn 31 years of age.

Your registration status will appear as 'expired' in ImmiAccount.

If you miss the registration period for your country ballot, and you still meet the eligibility requirements, you may be able to submit a registration in a future ballot.

Ballot selection period

The 'selection period' is the period we have to randomly select registrations to apply for a first Work and Holiday visa.

The selection period may commence before the registration period closes. It must close after the period to register has ended. This ensures that we make at least one selection after we receive all registrations for that ballot.

Each program year will have a specific selection period for each country ballot. We will publish the selection period on the department's website. See [Ballot selection periods](#) table.

Note:

- We may conduct one or more selections for a country ballot during a selection period.
- We can extend a selection period.
- We will publish any extension to the selection period on the department's website.
- After the selection period ends, all registrations for that ballot expire.

Country ballot status

The status of each country ballot may change during a program year. This will depend on the following situations:

- When registrations opened.
- How many registrations we receive.
- How many selections have occurred.
- Whether we extended the registration and/or selection periods.

PENDING – The ballot is pending commencement or opening.

ACTIVE – The ballot is open and you can submit your registration.

CLOSED – The ballot period is closed. You cannot submit further registrations and the selection process is pending for this ballot.

EXPIRED – We have finalised selections for this ballot. We will not make any further selections from this ballot.

Registration period

The table below shows the open and close dates for the Work and Holiday ballot registration period for each participating ballot country for program year 2024-2025. It also shows the status of each country ballot.

Ballot Registration Periods and Ballot Status table

Country	Registration Open Date	Registration Close Date	Ballot Status
China	01/10/2024	08/11/2024	ACTIVE
India	01/10/2024	31/10/2024	ACTIVE
Vietnam	01/10/2024	08/10/2024	ACTIVE

Ballot selection period

The table below shows the open and close dates for the Work and Holiday ballot selection period. This is when we can randomly select registrations for each participating country ballot during program year 2024-2025.

Country	Selection Open Date	Selection Close Date
China	14/10/2024	30/04/2025
India	14/10/2024	30/04/2025
Vietnam	14/11/2024	30/04/2025

Period to apply

If selected, the period to apply for a first Work and Holiday visa for all three participating ballot countries this program year will be within 28 calendar days after we notify you of selection. The cut off is midnight AEST time on the 28th day.

As we will email the 'Notification of Selection' letter to selected participants, we will take notification to have happened the same day that we send the letter.

The date you need to apply by (end of the 28 days) will appear on the 'Notification of Selection' letter. It will also be on your ImmiAccount landing page.

You must submit an online application through ImmiAccount on or before the invitation expiry date provided in the letter.

We recommend that you gather your documents and apply as soon as you can if you are selected.

Check what documents and evidence you need to provide when you submit your application at [First Work and Holiday visa](#).

Visa pre-application process for first Work and Holiday (subclass 462) visas

Purpose of the visa pre-application process	A visa ballot provides an equitable, streamlined and transparent means of selecting applicants, where demand significantly exceeds the number of places available for a capped country in a program year.
---	---

While some Work and Holiday participant countries are high demand and usually reach their cap each year, other participant countries are considered low demand and do not meet their allocated places. Visa ballot arrangements would not be suitable for low demand countries.

Visa ballot does not apply to second or third Work and Holiday visa	The visa ballot process only applies to first Work and Holiday (subclass 462) visa applicants from China, India and Vietnam.
---	--

China and Vietnam passport holders already granted a first Work and Holiday visa can continue applying for a second or third Work and Holiday visa online via ImmiAccount.
--

Current arrangements for first, second and third Work and Holiday (subclass 462) visa applicants from other partner countries not participating in a visa ballot will also continue.
--

applicants

Visa ballot does not apply to Working Holiday (subclass 417) visa applicants

Working Holiday (subclass 417) visa places are not capped.

There is no need to introduce a visa ballot to manage Working Holiday visa application lodgements.

How to submit a registration for a first Work and Holiday visa ballot

To participate in a visa ballot, you must submit an online 'Registration - Work and Holiday visa (462)' form in [ImmiAccount](#).

You will have to:

1. [Create an ImmiAccount](#) (if you don't have one already)
2. Go to 'New Application'
3. Click on 'Visa pre-application registration'
4. Select the 'Registration – Work and Holiday Visa (462)' form

or, if you already have an ImmiAccount

1. Navigate to the 'Registration – Work and Holiday Visa (462)' form
2. Go to 'New Application'
3. Click on 'Visa pre-application registration'
4. Select the 'Registration – Work and Holiday Visa (462)' form

To complete the registration form, you will need to provide some personal information such as your name, date of birth, passport number and National ID number.

You must record your National ID number on your registration form correctly before you submit your registration. You will not be able to amend your National ID number after your registration is submitted.

You can only submit a registration if you are between 18 and 30 years old (inclusive).

You must verify your email address before you submit your registration. This will ensure your email address has been recorded correctly and is a valid address.

You will not be able to submit your registration if you don't verify your email address.

You must make some declarations and pay a registration fee to submit your form.

You will not be able to submit your registration if we don't receive your fee payment.

Incomplete registration forms cannot be submitted.

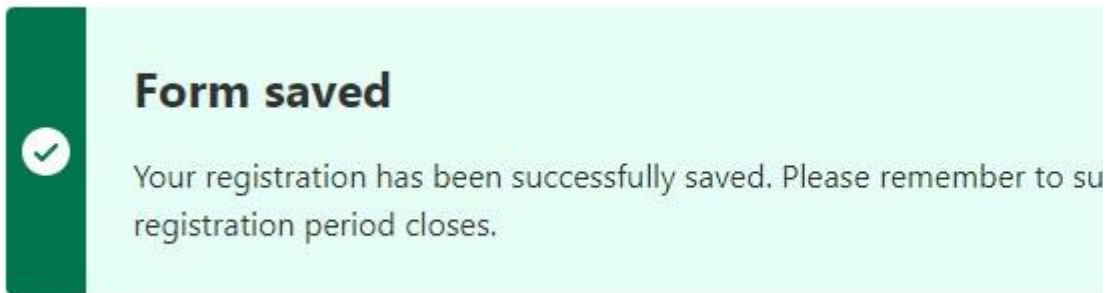
Saving
your
registra
tion
form
before
you
submit
it

You can save a draft registration form before you submit it via ImmiAccount.

If you have saved a draft registration form, but have not submitted it yet, your registration will say 'draft', as in the example below:



After you save your draft, you will see the message "Your registration has been successfully saved. Please remember to submit the registration before the registration period closes".



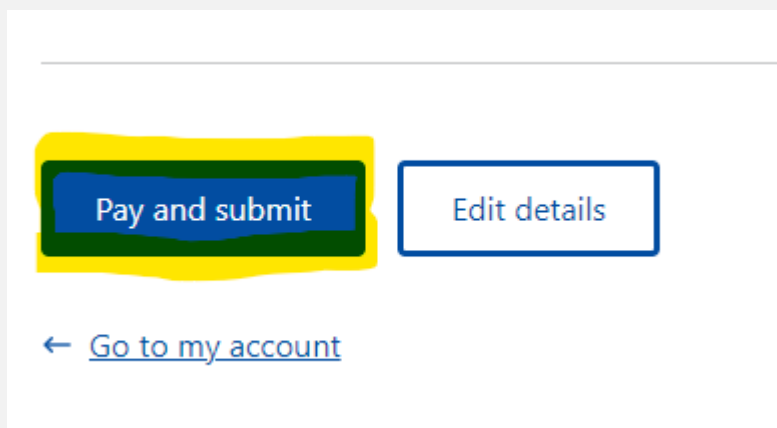
Form saved

Your registration has been successfully saved. Please remember to submit your registration before the registration period closes.

The notification banner features a dark green vertical bar on the left containing a white checkmark icon. The main text is on a light green background.

Your registration status

To submit a draft registration, click on the “Review” button, make sure all your details are correct, and click on the ‘Pay and submit’ button.



Draft registrations will not enter the pool of registrations until they are submitted and we have received your registration fee payment.

The registration status will then change from ‘draft’ to ‘received’.

After you submit your registration, you can confirm the status of your registration by viewing the form in your ImmiAccount.

If the registration status is “received”, as in the example below, it means that the form has been received by the department and it has not been randomly selected yet.

TEST, Test (01 Jan 2002)
 - Visa pre-application registration
Received

Reference No	2WOF93ONJT	Last updated	24 Sep 2024
Type	Registration - Work and Holiday Visa (462)	Date submitted	24 Sep 2024
Status	<p>You will be included in the next random selection round for the country nominated on your registration.</p> <p>Keep your email address and passport details up to date so we can contact you if you are selected to submit an application. Select the Edit button below to update your details.</p> <p>The department's website has more information about the registration and random selection process.</p>		

[View details](#)

Once selection commences, the status on those registrations randomly selected will change from 'received' to 'selected'

Online registrations only The visa ballot is an online process only. You can only submit a registration using the online form 'Registration – Work and Holiday Visa (462)' available in ImmiAccount. The 'Acknowledgement of registration' and the 'Notification of selection' letters will be sent via email only. There will be no paper registrations and no letters posted by mail.

Registration fee You have to pay a registration fee to register. The visa ballot registration fee is AUD25.

- You will be prompted to enter payment details after you submit your registration.
- Your registration will not be valid until you pay the fee.
- We will not refund you the registration fee even if you are not selected in the ballot.

For information on payment options, see [How to pay for online application](#).

Only one registration and one visa You can only submit one registration per visa ballot each program year.

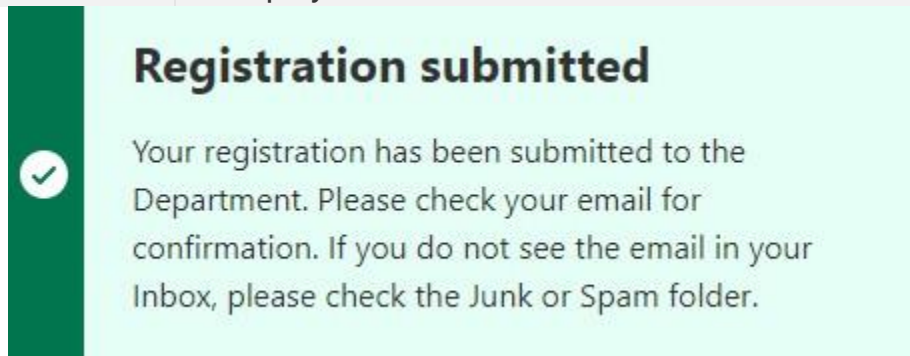
application per person

You can only use your personal details, such as your National ID and passport information once when submitting your registration and your visa application (if selected).

If you submit a registration for this program year, your registration will remain in the selection pool until 30 April 2025, when the selection period for this program year ends.

After you submit your registration

After you submit your registration, the following message will be displayed in ImmiAccount:



Keep your details up to date:

- The department will use the email address from your registration to inform you if your registration has been randomly selected.
- If you change your email address, you must update your registration to ensure you receive any messages about your registration.
- If you are issued a new passport while you are waiting for selection, make sure to update your registration with the details of your new passport.
- If you are selected to apply for a visa, the department will check the details in your visa application against the details in your registration.

You can update your registration details in ImmiAccount by selecting the 'Edit' button below, up to the point of selection (if you are selected).

mimiAccount screen of EDIT button

If we select you, but you do not apply for a visa or withdraw your visa application

If we randomly select you, you can only use your registration ID once to apply for a first Work and Holiday visa within the timeframe provided in the 'Notification of registration selection' letter.

- If you do not apply within this timeframe, your registration will expire, and you will not be able to apply for the visa or register again for this program year.
- If you withdraw your visa application, you cannot use the same registration ID to apply again.

You will not get a second chance to apply in the current program year, and you may need to register in a ballot for a first Work and Holiday visa next program year. A new registration period for next program year will commence after 1 May 2025.

View and edit your submitted registration

You can check the status of your registration (draft/received/selected/expired) and update some of your registration details after you log into your ImmiAccount

Some details cannot be updated after submitting a registration

All the personal information, particularly your National ID number, name, date of birth and passport details, provided in your registration form must be accurate and truthful.

You cannot update your 'National ID number', 'Country of Passport' and 'Declarations' after you submit your registration.

If your passport details change after you are selected to apply

If you have been issued a new passport after you are selected to apply, you must provide both old and new passport details on the visa application form.

You must hold a valid passport issued by the eligible ballot country to make a first Work and Holiday visa application.

If your details do not match

If you are randomly selected and apply for the visa, the department will check the details on your visa application against the details in your registration at time of application.

If the personal details in your application form do not match the information provided in your registration, you may not be

able to apply for the visa or will have to explain why your details do not match.

We will not respond to requests to be selected

The department will not contact you if your registration is not randomly selected.

We will not respond to the following:

- Requests to be selected on compassionate or other grounds. The selection process is automated and random and there is no scope to make exceptions or have special considerations.
- Inquiries asking if the selection period has closed or if it can be extended.
- If selected, requests to let you apply again because you failed to lodge your application in time or withdrew your application and now changed your mind.

If you are selected but don't receive a 'Notification of registration selection' letter

If you do not receive your 'Notification of registration selection' letter, for example, because your inbox is full or you changed your email address but forgot to update your registration details, you can check the status of your registration in ImmiAccount.

If your registration appears as 'selected', the date of selection, your registration number, and the date to apply by will appear on your ImmiAccount. See an example below:

ImmiAccount screen highlighting when you must submit your application

As the selection period may remain open for several months, you may wish to check the status of your registration in ImmiAccount.

You were selected but turned 31 years old before you submit your visa application

If selected, you must submit your online application within the timeframe given in your letter and up to and including the day before your 31st birthday, Australian Eastern Standard Time (AEST).

Please note:

- The cut off is midnight AEST time on the day before your 31st birthday.
- If you have already turned 31 years old before you submit your online visa application, you will not be able to apply.
- If you submit your online visa application while you are still 30 years old, but turn 31 before we have made a decision, you will remain eligible for visa grant.

We recommend that if you are 30 years old when selected (if selected), you submit your visa application as soon as possible.

Where to find more information

For further details and instructions on how to use ImmiAccount, see [Applying online or paper](#).

To check the eligibility criteria for a first Working Holiday (subclass 462) visa, see [First Work and Holiday visa > Eligibility](#).

For information on how to apply for a first Work and Holiday visa (subclass 462) visa, see [First Work and Holiday visa > Step by step](#).